

COMMUNICATION WITH SENIOR STUDENTS dated 11 February 2022

Afrikaans will follow

Dear EMS student

Welcome back on campus! We hope you are ready to take on the 2022 academic journey, and wish you all the best with your studies.

With the start of classes approaching, we would like to inform you of the following:

1. On-campus engagement

As communicated previously, the University will use an augmented remote teaching, learning and assessment (ARTLA) mode of delivery during the first semester of 2022. Recordings of streamed sessions will be limited, and in-person invigilated assessments will take place on campus. As a result, we strongly encourage all students to be on campus to attend lectures and tutorials either in class as far as possible or via live streaming where in-class attendance is not possible due to venue capacity restrictions. Remember: university is more than just lectures and tutorials; being on campus provides you with the opportunity to develop as a well-rounded individual and future professional.

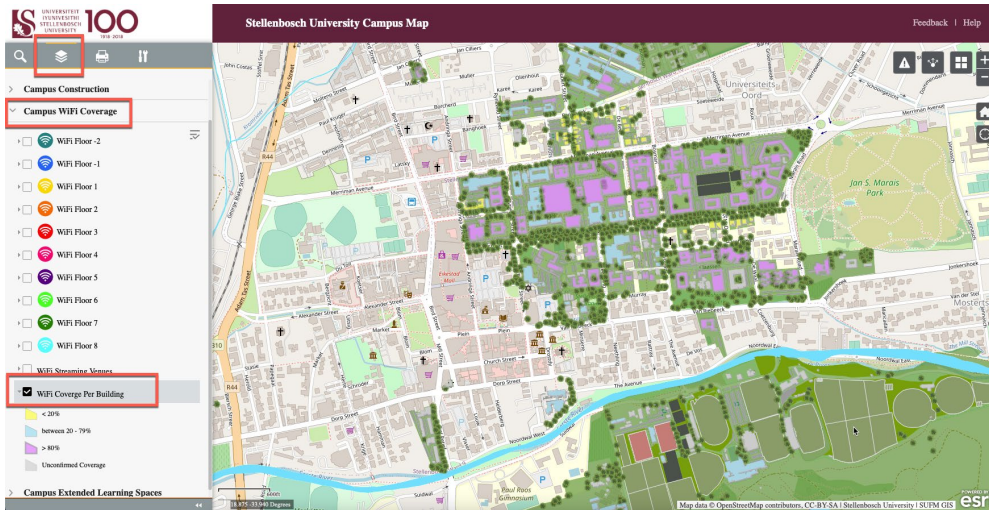
2. Timetables

Senior students must “build” their own timetables according to the modules they have registered for. Download your timetable slots per module and per group from My.Sun before classes start. Remember that venue information will not be published on your timetable. Please check the SUNLearn page of every module to see when, where and how to attend class. Due to COVID-19 restrictions, it is possible that not all students can be accommodated in one venue at the same time, so you may be required to attend some classes via live streaming on Microsoft Teams.

3. Wi-Fi zones

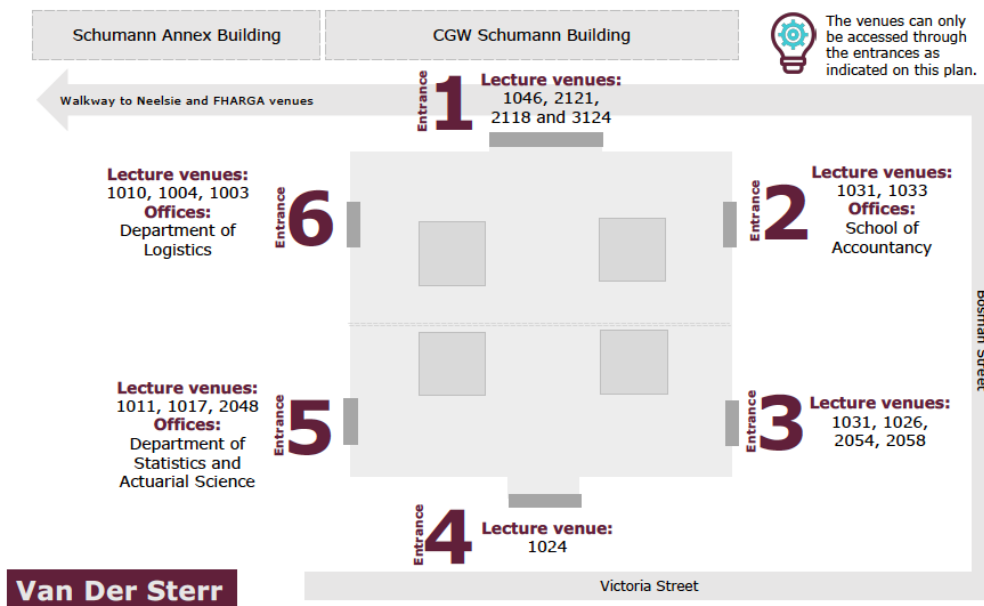
COVID-19 restrictions may require you to attend your lecture or tutorial via live streaming on Microsoft Teams. You can use FHARGA (i.e. the computer user areas) to do this; just remember your headphones or earphones! Alternatively, you can use your own device and one of the Wi-Fi zones on campus. To find a Wi-Fi zone, go to the University’s interactive map at <https://campusmap.sun.ac.za/>.

Click on the layers button at the top toolbar to view Wi-Fi Zones, then on Campus Wi-Fi Coverage. You can tick the Wi-Fi Coverage per Building box. The purple zones are the zones where there is strong Wi-Fi available. Hover over the purple to see the names of buildings. You can then use the open areas in those buildings to attend classes online. Remember to use your headphones or earphones so that you do not bother other students studying in these areas.



4. EMS venues

You already know your way around EMS venues. In case you now have classes in new venues, please use the interactive map above to navigate campus. The image below shows how the different entrances of the Van Der Sterr building give access to different venues.



Kind regards,

EMS Faculty

Beste EBW-student

Welkom terug op kampus! Ons hoop jy is gereed om die akademiese reis van 2022 te pak, en wens jou alles van die beste toe vir jou studies.

Met die klasse wat binnekort begin, wil ons jou graag oor die volgende inlig:

1. Teenwoordigheid op kampus

Soos voorheen gekommunikeer, sal die Universiteit van aangevulde afstandsonderrig, -leer en -assessering (ARTLA) gebruik maak gedurende die eerste semester van 2022. Opnames van gestroomde sessies sal beperk word, en assesserings sal van aangesig-tot-aangesig op kampus en met toesighouding plaasvind. Ons moedig dus alle studente aan om op kampus teenwoordig te wees om lesings en tutoriale by te woon, óf in die klas óf via intydse stroming in gevalle waar klasbywoning nie moontlik is nie weens lokale se kapasiteitsbeperkings. Onthou: universiteit is meer as net lesings en tutoriale; om op kampus te wees bied jou die geleentheid om in 'n afgeronde individu en toekomstige professionele persoon te ontwikkel.

2. Roosters

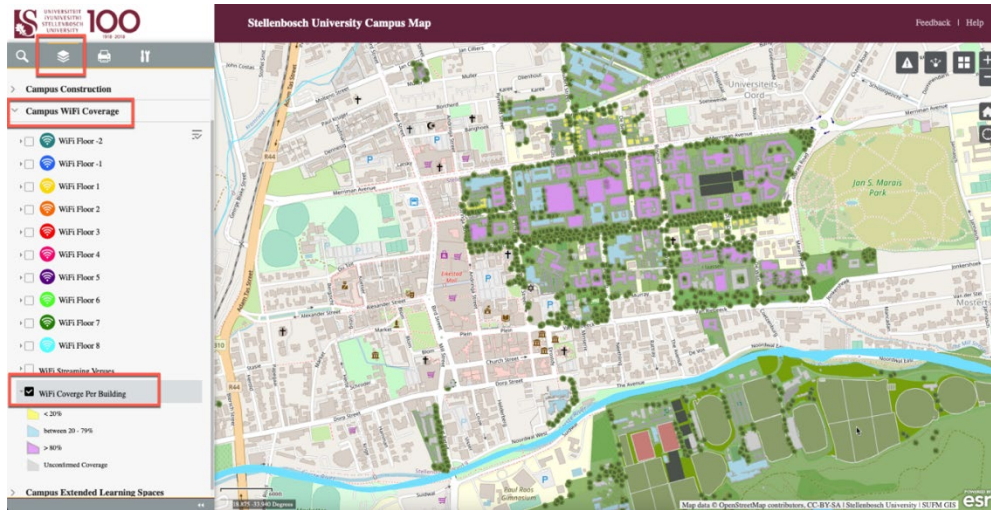
Senior studente moet hul eie roosters ooreenkomstig die modules waarvoor hul geregistreer het, 'bou'. Laai jou roostertye per module en per groep van My.Sun af voordat klasse begin. Onthou dat inligting oor lokale nie op jou rooster gepubliseer word nie.

Gaan kyk asb. op die SUNLearn-bladsy van elke module om te sien wanneer, waar en hoe jy die klas moet bywoon. Weens COVID-19-beperkings kan alle student dalk nie terselfdertyd in een lokaal klas bywoon nie; dus kan daar van jou verwag word om sommige klasse via intydse stroming op Microsoft Teams by te woon.

3. Wi-Fi-sones

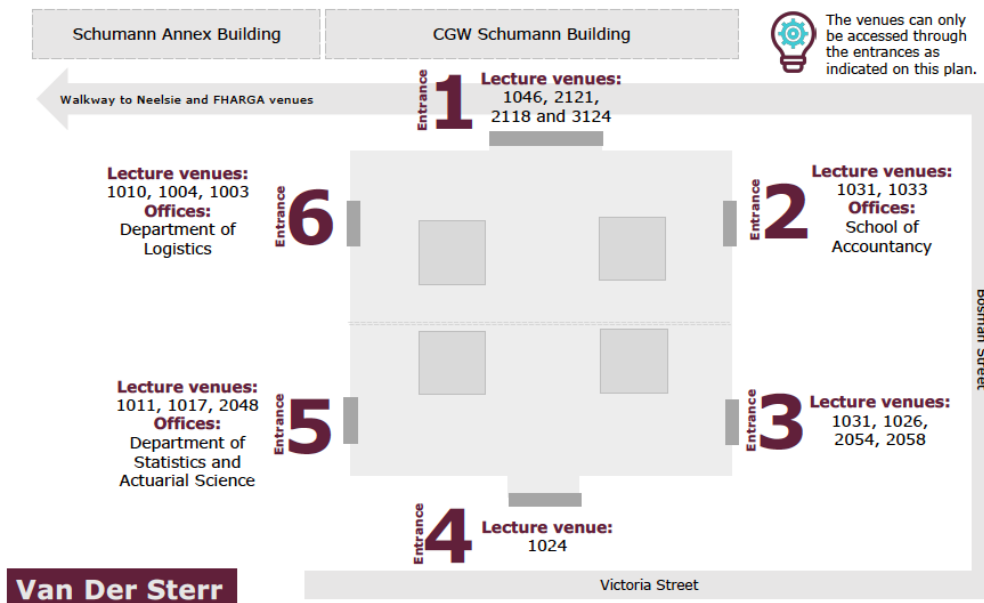
COVID-19-beperkings kan daartoe lei dat jy jou lesing of tutoriaal via intydse stroming op Microsoft Teams moet bywoon. Jy kan dit in FHARGA (die rekenaargebruikersareas) doen, maar onthou asb. jou kopstuk of oorfone! Jy kan ook jou eie toestel en een van die Wi-Fi-sones op kampus gebruik. Om 'n Wi-Fi-sone te vind, gaan na die Universiteit se interaktiewe kaart by <https://campusmap.sun.ac.za/>.

Klik op die layers-knoppe op die nutsbalk (toolbar) om die Wi-Fi-sones te sien, dan op Campus Wi-Fi Coverage. Merk die blokkie vir Wi-Fi Coverage per Building. Die pers sones is die plekke waar Wi-Fi sterk is. Hang (hover) oor die pers gedeeltes om die name van die geboue te sien. Jy kan dan die oop areas in daardie geboue gebruik om klasse aanlyn by te woon. Onthou net om jou kopstuk of oorfone te gebruik sodat jy nie ander studente pla wat in dieselfde areas studeer nie.



4. EBW-lokale

Jy ken reeds die EBW-lokale, maar indien jy klasse in nuwe lokale moet bywoon, gebruik asb. die interaktiewe kaart hierbo om jou pad te vind. Die illustrasie hier onder wys hoe die verskillende ingange van die Van der Stergebou toegang verleen tot verskillende lokale.



Vriendelike groete,

EBW Fakulteit