

Quality Control Report

Contiguous Read Length

Number of traces (N) = 25

0 traces have short CRL.

0 trace have medium CRL.

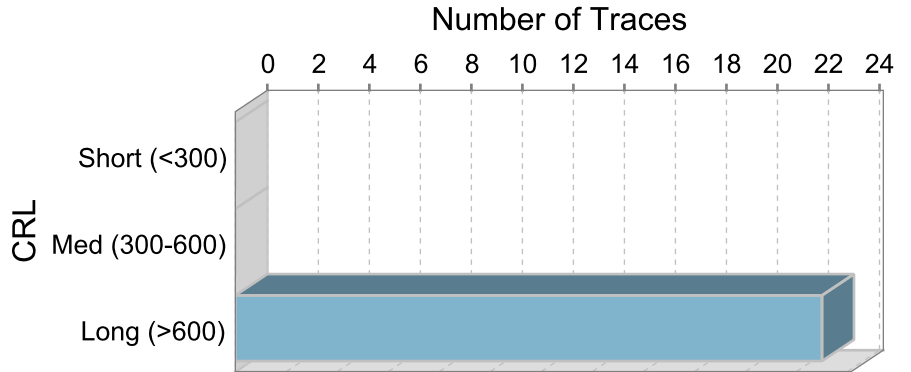
23 traces have long CRL.

Mean = 917

Median = 934

Range = 733 - 1009



Standard Deviation = 68




Legend

Trace Score

CRL



Trace File Name	Well#	Cap#	Trace Score	CRL	QV20+	Signal Intensity				Comments
						A	C	G	T	
H04_Control_49_2023_03_16_1.ab1	H4	18	39	869	899	87	116	111	120	
F03_Control_50_2023_03_16_1.ab1	F3	21	40	758	756	70	97	114	101	
F03_Control_51_2023_03_17_1.ab1	F3	21	40	938	991	383	459	477	423	
D08_Control_52_2023_03_22_1.ab1	D8	58	38	901	938	148	184	199	175	
A01_Control_53_2023_03_22_1.ab1	A1	15	N/A	N/A	N/A	24	25	25	28	
H05_Control_54_2023_03_24_1.ab1	H5	33	39	897	948	361	465	503	408	
A04_Control_55_2023_03_27_1.ab1	A4	32	40	1009	1034	155	193	195	179	
H04_Control_56_2023_03_28_2.ab1	H4	18	38	980	1000	425	431	463	518	
H12_Control_57_2023_03_28_1.ab1	H12	82	39	979	997	345	410	476	410	
H09_Control_58_2023_03_29_1.ab1	H9	65	38	980	979	228	294	315	286	
C10_Control_59_2023_03_30_1.ab1	C10	76	38	949	987	157	226	232	220	
H02_Control_62_2023_03_31_1.ab1	H2	2	40	983	1016	548	732	688	716	
H07_Control_61_2023_03_31_2.ab1	H7	49	38	908	994	170	230	261	235	
D12_Control_038_02_03_2023_1.ab1	D12	90	38	875	915	468	570	722	646	
G06_Control_037_02_03_2023_1.ab1	G6	36	36	866	884	221	280	346	312	
H01_Control_039_03_03_2023_1.ab1	H1	1	38	876	917	386	474	498	507	
F01_Control_040_06_03_2023_1.ab1	F1	5	40	984	996	493	667	601	694	
H05_Control_041_07_03_2023_1.ab1	H5	33	40	953	1003	359	472	484	414	
C11_Control_042_09_03_2023_1.ab1	C11	91	N/A	N/A	N/A	24	25	25	29	
H05_Control_043_09_03_2023_1.ab1	H5	33	40	944	1007	254	332	370	314	
H02_Control_044_10_03_2023_1.ab1	H2	2	30	733	762	598	821	600	817	
H05_Control_045_10_03_2023_1.ab1	H5	33	39	950	1001	395	488	556	470	
B05_Control_46_2023_03_13_2.ab1	B5	45	37	920	962	129	150	171	147	
A09_Control_47_2023_03_14_1.ab1	A9	79	39	934	984	297	389	425	376	

Legend
Trace Score
CRL


Trace File Name	Well#	Cap#	Trace Score	CRL	QV20+	Signal Intensity				Comments
						A	C	G	T	
B04_Control_48_2023_03_14_1.ab1	B4	30	35	912	910	41	51	54	52	